



MAKING THE MOST OF THE ALCA DATABASE & THE SEARCH FUNCTIONS

The Australian Lowline Cattle Association Inc. offers unlimited access to our database for members through a secure log in portal, or limited access to non-members through the general animal enquiry screen.

Both Members and Non Members can access the database through the Herdbook Member Enquiry or Herdbook Animal Enquiry links found on the left hand side of each page on the website. This provides limited session times.

Members can also access the secure login portal for unlimited access through these links as follows:

once on the database page, use the Online Transactions link and proceed to signon.

[ALCA Website](#) [Animal Enquiry](#) [Member Enquiry](#) [Online Transactions](#)

Enter Selection Criteria Then Click Search

Clear Search

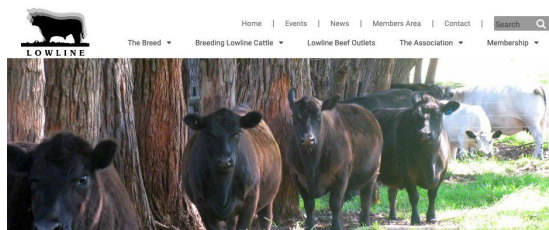
Authorisation Required

Please provide a Member I.D. and Password. Fields marked with an asterisk(*) are required, others are optional.
Please Note, your registered Stud Identification is your Member ID for signon.

* Member I.D.:	<input type="text"/>
* Password:	<input type="password"/>
To change your password, enter your Member I.D. and current password above and your new password below.	
New Password:	<input type="password"/>
New Password Validation:	<input type="password"/>

Clear Signon

Note: Members wishing to access the Database Login area for the first time are required to contact the Association office for login details.



Saleyards
Gallery
Herdbook Member Enquiry
Herdbook Animal Enquiry
Facebook/Australian Lowline Cattle Assoc. Inc
Facebook/Australian Lowline Youth



TOPICS IN MEMBERS AREA

Please scroll down to view:

- Herd Book Database login
- Herd Book Animal enquiry
- Herd Book Member enquiry
- Guidance for members
- Guidance for Promotional Groups
- Fees for ALCA services
- Forms & Other Downloads
- Showing
- Health Requirements for Showing Cattle

[Herd Book Database Login](#)

[Information on Database login](#)

[Database login](#)

[Herd Book Animal enquiry](#)

Unlimited database use can also be accessed as follows -

Simply click on the Members Area Tab. On this page, located under the heading of Herd Book Database Login you'll see Database login. Please click this link.

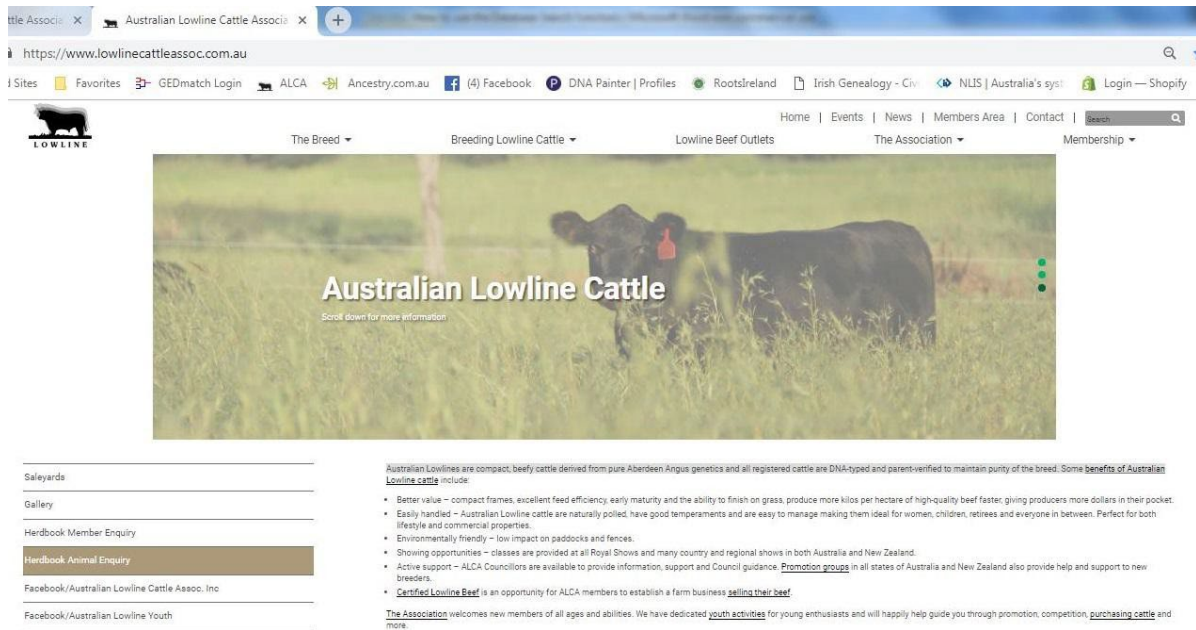
Logging into the database also allows Members to perform their online database transactions (calf recording & registrations)

How to use the Database Search function

To find information about an animal on the ALCA Database use the HERDBOOK ANIMAL ENQUIRY button on the HOME page of the ALCA website (on the left hand side of page).

If you are looking for an ALCA member you can use the HERDBOOK MEMBER ENQUIRY button, above the HERDBOOK ANIMAL ENQUIRY.

These buttons will lead you directly into the ALCA Database.



For those who haven't used or have trouble using the ALCA database to find animals, there are a few basic tips to use which will make your search easier.

Lowline Animal Enquiry

[ALCA Website](#) [Animal Enquiry](#) [Member Enquiry](#) [Online Transactions](#)

Enter Selection Criteria Then Click Search

Clear Search

Animals Name:	<input type="text"/> <i>Enter the start of an animals name</i>
Animal Identifier/Tattoo:	<input type="text"/> <i>Enter one or more animal registration numbers separated by commas. Eg. TRAL158</i>
Current Owner Identifier:	<input type="text"/> <i>Enter Stud Prefix, Tattoo to view Herd Inventory</i>
Calving Year(s):	<input type="text"/> <i>Enter one or more calving years separated by commas</i>
Select if:	<input type="text"/>
Select if:	<input type="text"/>
Select if:	<input type="text"/>
Colour:	All <input type="text"/>
Type:	<input checked="" type="radio"/> Herdbook <input type="radio"/> Commercial <input type="radio"/> Any
Active Status:	<input checked="" type="radio"/> All <input type="radio"/> Active <input type="radio"/> Inactive
Genetic Tests (Marbling):	<input type="text"/>
Genetic Tests (Tenderness):	<input type="text"/>
Genetic Tests (Feed Efficiency):	<input type="text"/> <i>Enter sire name to view his progeny</i>
Breeder Region:	<input type="text"/> <i>Enter dam name to view her progeny</i>
Sire Name:	<input type="text"/>
Dam Name:	<input type="text"/>
Sort By:	Animal Name <input type="text"/> <input checked="" type="radio"/> Ascending <input type="radio"/> Descending

Clear Search

You can use as many or as few of these available fields to search for an animal on the database.

How to use the Database Search function

Animals Name – If you know the name of the animal you are searching for, type the full name or stud name eg. ALPHABET SOUP

- Use a wildcard entry % if you only use the first few letters of the stud name eg. ALPH%
- The next page will show all the Stud names starting with ALPH & ALPHABET will be one of them.
- All the animals with the Stud name ALPHABET will be listed too.

Animal Identifier/Tattoo – If you know the animal's ID & number put this in the field

- eg. ABCZ003
- If there is an animal with this Identification number it will appear on the next page

Current Owner Identifier – This is the Stud Prefix, eg. ABC

- You can find a breeder's stud prefix by searching MEMBER ENQUIRY at the top of page
- All the animals in this breeder's herd will be displayed

Calving Year(s) – if you know the year an animal was born.

- It is better to use this search box combined with another field as it will result in too many animals if used on its own as a search.

There are 3 dropdown boxes 'Select if'. You can use one or any combination of available options from these 3 boxes – Animal is Female, Male, Steer, Active, AI Approved, Donor Dam, Registered, Recorded, Deemed, Unregistered

Color – ALL, BLACK or RED.

- ALL is the default (to search for BLACK & RED animals)
- if you want to find a specific color, choose BLACK or RED

Type – HERDBOOK (default type), COMMERCIAL, ANY

- choose whichever register you want to search
- HERDBOOK contains the Registered/Deemed registered Black animals & Red animals
- COMMERCIAL register contains only commercial animals
- ANY will search both the HERDBOOK & COMMERCIAL register

Active Status – ALL (default), ACTIVE, INACTIVE

- ACTIVE animals are owned by current ALCA members, have not died or been sold
- INACTIVE animals are owned by a non-member of ALCA or have died or been sold
- ALL will display both ACTIVE & INACTIVE animals

Breeder Region – select the state or country in which you are searching for the animal

Sire Name – add if you know the name of the sire

Dam Name – add if you know the name of the dam

How to use the Database Search function

Don't be frightened to 'play' with the database to see how it works.
The more you use it, the easier it will become.

Lowline Animal Enquiry

[ALCA Website](#) [Animal Enquiry](#) [Member Enquiry](#) [Online Transactions](#)

Enter Selection Criteria

Clear Search

Animals Name:	<input type="text"/> <small>Enter the start of an animals name</small>
Animal Identifier/Tattoo:	<input type="text"/> <small>Enter one or more animal registration numbers separated by commas</small>
Current Owner Identifier:	<input type="text"/> <small>Enter Stud Prefix/Tattoo to view Herd Inventory</small>
Calving Year(s):	<input type="text"/> <small>Enter one or more calving years separated by commas</small>
Select if:	<input type="checkbox"/>
Select if:	<input type="checkbox"/>
Select if:	<input type="checkbox"/>
Colour:	All <input type="checkbox"/>
Type:	<input checked="" type="radio"/> Herdbook <input type="radio"/> Commercial <input type="radio"/> Any
Active Status:	<input checked="" type="radio"/> All <input type="radio"/> Active <input type="radio"/> Inactive
Genetic Tests (Marbling):	<input type="checkbox"/>
Genetic Tests (Tenderness):	<input type="checkbox"/>
Genetic Tests (Feed Efficiency):	<input type="checkbox"/> <small>Enter sire name to view his progeny</small>
Breeder Region:	<input type="checkbox"/> <small>Enter dam name to view her progeny</small>
Sire Name:	<input type="text"/>
Dam Name:	<input type="text"/>
Sort By:	Animal Name <input checked="" type="checkbox"/> Ascending <input type="checkbox"/> Descending

Clear Search

Stud name & animals name here eg Wanamara Cavalier

enter 3 letter ID/ Tattoo ie WAN for wanamara

or you can fill in these boxes instead if you know the name & a full list of all their progeny will come up

Lowline Animal Details

When you click on an animal name brought up by your Animal Enquiry, you will see a screen with the Animal Details which includes all the information you will need for an animal, including a sire & dam with a 3 generation pedigree.

The bull, **Brackengrae Beau Lad** is the example below –

Identifier/Tattoo: BRKP004 (ID & tattoo number)

Herdbook #: 543 (This is his registration number in the Herdbook)

Sex: Male

Birth Date: 14/08/1994

Colour: Black

Calving Year: 1994

Status: Inactive

– this is an old bull so he would be dead

Registration Status: Registered

How to use the Database Search function

Sire: TRANGIE M390

- if you click on this animal it will take you to the Animal Details screen for Trangie M390

Dam: GLEN INNES M343

- if you click on this animal it will take you to the Animal Details screen for GLEN INNES M343

Breeder: Ms J Baker

- the name is in **BLACK** so this person is no longer an ALCA member

Current Owner: Brambletye Stud Pty Ltd

- the name is in **BLACK** so this owner is no longer an ALCA member
- if the Breeder or Owner name is highlighted in **BLUE**, they are current ALCA members. You can click on the name & it will take you to the LOWLINE MEMBER DETAILS of that member.

Transfer History: [\[View\]](#) - click here to see any owner transfers for this animal

Blood #: 99690

- this is the Blood Case number - Blood typing was used prior to DNA

DNA MiP #: 9486

- This is the DNA Case Number - this animal is only MiP DNA tested
- If SNP DNA had been done for this bull there would also be a DNA SNP #

AI Approved: Yes

- This bull has been registered as an AI Sire so any progeny resulting from semen from this bull can be registered

Progeny: [\[103 - View\]](#)

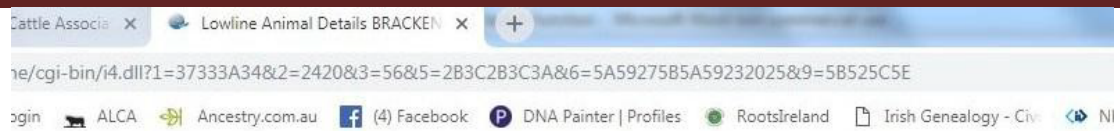
- there are 103 registered progeny &/or embryos by this bull. Click on this link to view the list

[View by Herd]

- click on this link to view all the herds that have registered progeny &/or embryos from this bull

Animal Pedigree - click on any of the animal names in **BLUE** & it will take you to the Animal Details screen of each animal in the pedigree

How to use the Database Search function



Lowline Animal Details BRACKENGRAE BEAU LAD

[ALCA Website](#) [Animal Enquiry](#) [Member Enquiry](#) [Online Transactions](#)

Identifier/Tattoo: BRKP004
Herdbook #: 543
Sex: Male
Birth Date: 14/08/1994
Colour: Black
Calving Year: 1994
Status: Inactive
Registration Status: Registered
Sire: [TRANGIE M390](#)
Dam: [GLEN INNES M343](#)
Breeder: MS J BAKER
Current Owner: BRAMBLETYE STUD PTY LTD
Transfer History: [\[View\]](#)
Blood #: 99690
DNA MiP #: 9486
AI Approved: Yes
Progeny: [\[103 - View\]](#) [\[View by Herd\]](#)

— [TRANGIE H155 TRAH155](#)

— [TRANGIE K208 TRAK208](#)

— [TRANGIE Z075 TRAZ075](#)

— **Sire:** [TRANGIE M390 TRAM390](#)

— [TRANGIE C133 TRAC133](#)

— [TRANGIE E120 TRAE120](#)

— [TRANGIE B176 TRAB176](#)

Animal: [BRACKENGRAE BEAU LAD BRKP004](#)

— [TRANGIE F249 TRAF249](#)

— [TRANGIE J142 TRAJ142](#)

— [TRANGIE D276 TRAD276](#)

— **Dam:** [GLEN INNES M343 GI M343](#)

— [TRANGIE C163 TRAC163](#)

— [GLEN INNES E307 GI E307](#)

— [TRANGIE C126 TRAC126](#)

